

1N5610 - 1N5613

UNI-DIRECTIONAL TRANSIENT VOLTAGE SUPPRESSOR

V_{WM} : 30.5 -175 Volts

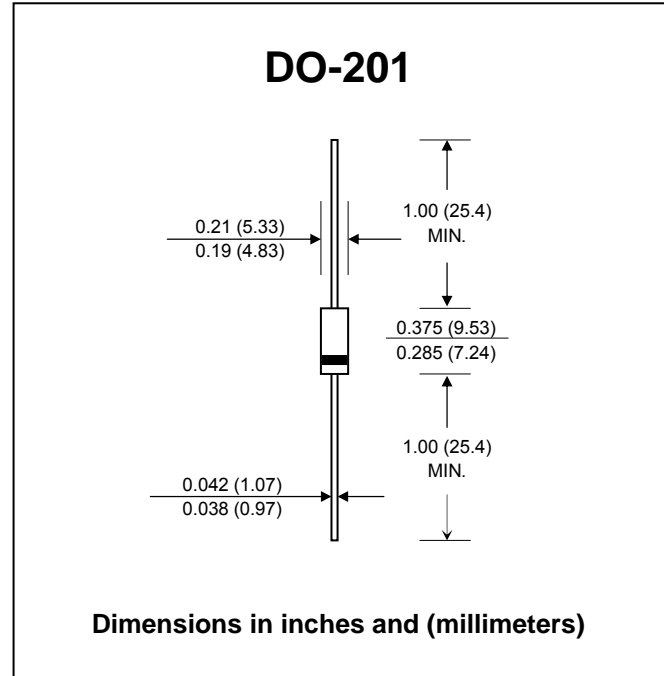
P_{PP} : 1500 Watts

FEATURES :

- * Peak pulse power: 1500W at 10/1000 μ s
- * Extensive rang in Working Peak "Standoff" Voltage (V_{WM}) from 30.5 to 175 V
- * High surge current
- * Excellent robust construction
- * Pb / RoHS Free

MECHANICAL DATA

- * Case : DO-201 Molded plastic
- * Epoxy : UL94V-O rate flame retardant
- * Lead : Axial lead solderable per MIL-STD-202, method 208 guaranteed
- * Polarity : Color band denotes cathode.
- * Mounting position : Any
- * Weight : 0.93 grams



MAXIMUM RATINGS (Rating at 25 °C ambient temperature unless otherwise specified)

Rating	Symbol	Value	Unit
Peak Pulse Power at Ta = 25 °C, 10/1000 μ s	P _{PP}	1500	W
Steady State Power at Ta = 25 °C	P _D	3.0	W
Operating and Storage Temperature Range	T _J , T _{STG}	- 55 to + 175	°C

ELECTRICAL CHARACTERISTICS (Rating at 25 °C ambient temperature unless otherwise specified)

Type No.	Minimum Breakdown Voltage at I _(BR)		Working Peak Voltage V _{WM} (V)	Maximum Leakage Current @ V _{WM} I _D (μ A)	Maximum Clamping Voltage @ I _{PP} V _C (V)	Maximum Reverse Current I _{PP} (A)	Maximum Temperature Co-efficient of V _(BR) of V _(BR) (% / °C)
	V _(BR)	I _(BR)					
	Min.	(mA)					
1N5610	33.0	1.0	30.5	5	47.6	32	0.093
1N5611	43.7	1.0	40.3	5	63.5	24	0.094
1N5612	54.0	1.0	49.0	5	78.5	19	0.096
1N5613	191	1.0	175	5	265	5.7	0.100

RATING AND CHARACTERISTIC CURVES (1N5610 - 1N5613)

FIG.1 - DRATING CURVE

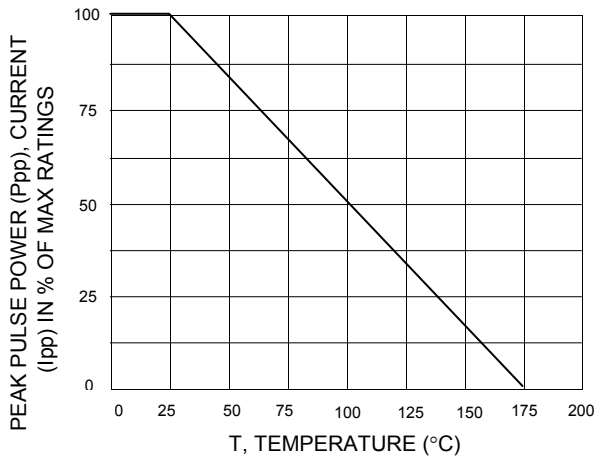


FIG.2 - NON-REPETITIVE PEAK PULSE POWER RATING CURVE

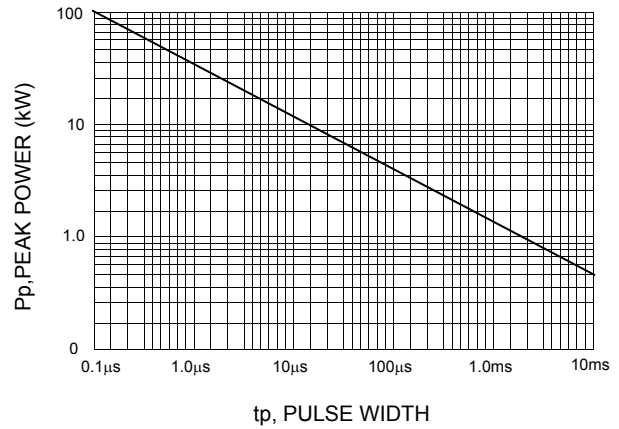


FIG.3 - PULSE WAVEFORM

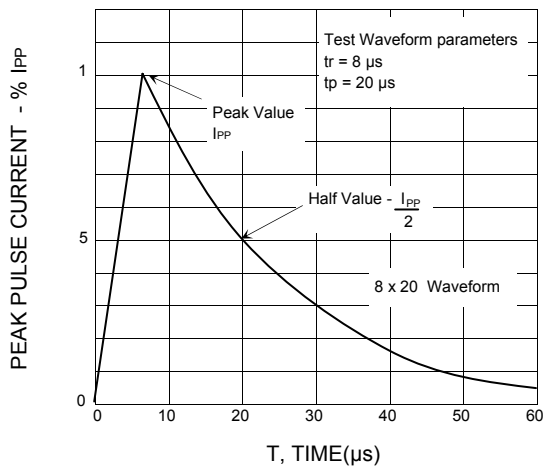


FIG.4 - PULSE WAVEFORM FOR EXPONENTIAL SURGE FOR 10/1000 μs

